

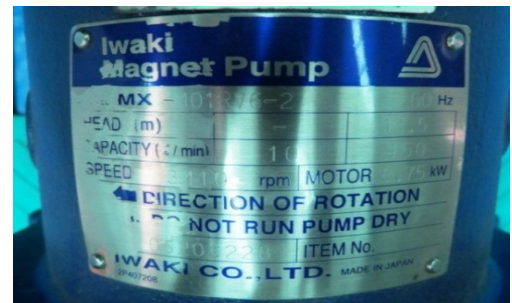
亞斯華科技有限公司

<http://askindex.com.tw>

Taiwan Technology
ASK INDEX

1. 磁力驅動泵(Magnet Pump)

廠牌	Iwaki
TYPE	MX-401RV6-2
仕樣	Q :10-150 l/min H :14.5m
搭載馬達	
仕樣	3φ 200/200/220V 50/60/60Hz 0.75kW
庫存	1 pc
放置場所	2H-2-2



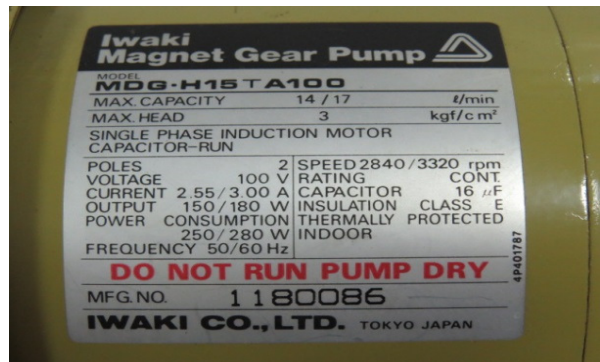
2. 磁力驅動泵(Magnet Pump)

廠牌	Iwaki
TYPE	MDM40-1401 EKKF055J-B2
仕樣	Q :50-250 /min H :22.5m
5.5KW 3460rpm	
搭載馬達	
TYPE	IKK FCKLAW21
仕樣	3φ 200V 200V 220V 50/60/60Hz 60Hz 5.5kW
庫存	1 pc
放置場所	Σ-28-1




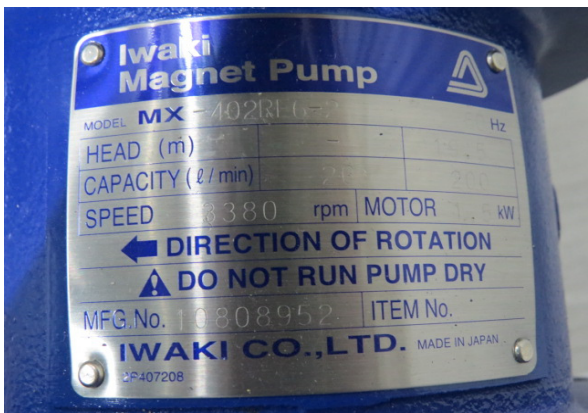
3. 磁力傳動咬合齒輪泵(Magnet Gear Pump)

廠牌	Iwaki	
TYPE	MDG・H15TA100	
Max Capacity	14/17	l/min
Max Head H	:22.5m	
5.5KW	3460rpm	
搭載馬達	Single Phase Induction Motor Capacitor-Run	
仕様	2P 100V 2.55/3.00A 150/180W 50/60HZ 2840/3320rpm	
庫存	1 pc	
放置場所	2H-2-3	



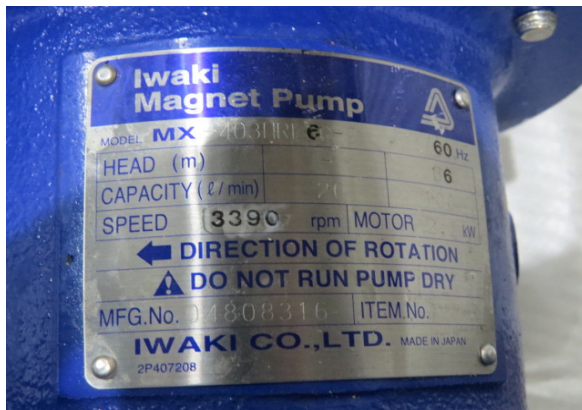
4. 磁力驅動泵(Magnet Pump)

廠牌	Iwaki	
TYPE	MX-402RE6-2(缺泵浦頭)	
庫存	5 pcs	
放置場所	μ2K-1-3	



5. 磁力驅動泵(Magnet Pump)

廠牌	Iwaki
TYPE	MX-403HRE6C-2(缺泵浦頭)
庫存	已售出



6.

氣動脈衝定時閥(A. P. T. Valve)

For Pneumatic Drive Bellows Pump

廠牌	Iwaki
TYPE	4F111-06-FL
庫存	售出



7. 磁力驅動泵(Magnet Pump)

廠牌	Iwaki(イワキ)
TYPE	MD-100RM
仕様	Q :120-135 l/min
	H :8.6-11.9m
搭載馬達	
TYPE	TEF TF-26
仕様	3φ AC 200-265/-260V 50/60Hz
庫存	已售出



8.

磁力驅動泵(Magnet Pump)

廠牌	Iwaki
TYPE	MX-402RE6-2
庫存	售出

